






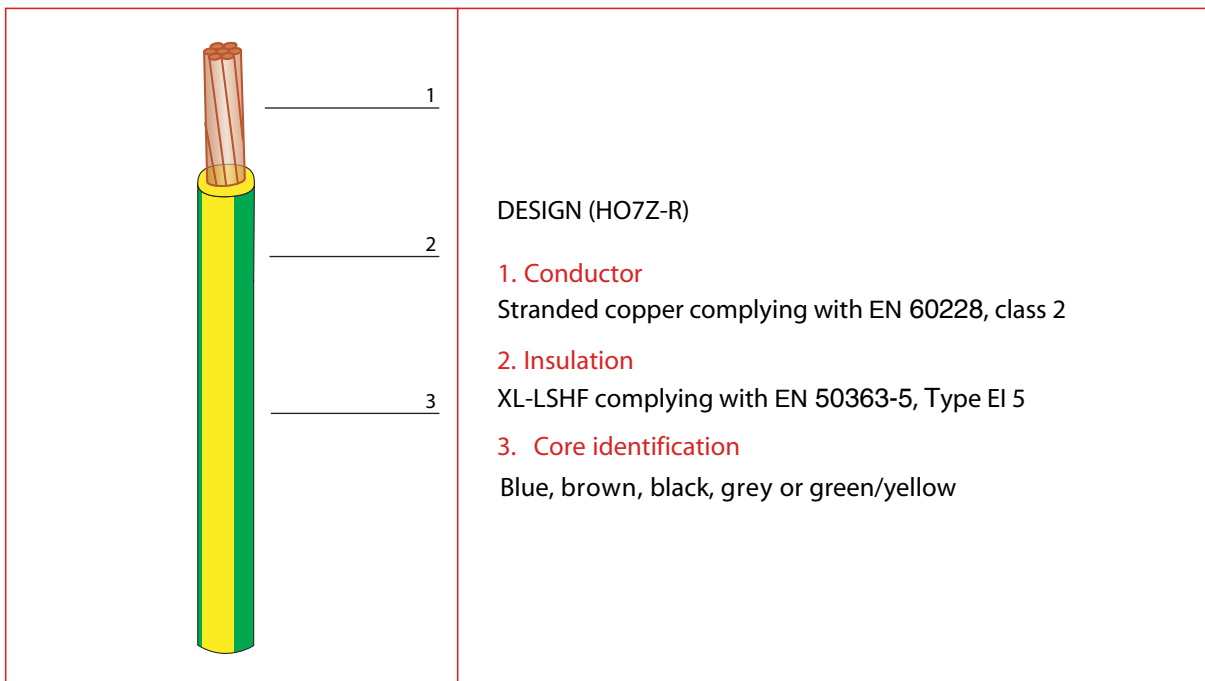


# XL-LSHF

BS EN 50525-3-41 - TABLE B.1  
450/750 V

XL-LSHF insulated with copper conductor

						
-10 + 60 C	Very good	Fair	Accidental	Flame retardant IEC 332.1	Rigid	Good



## CURRENT RATINGS

The current ratings are thoroughly presented in IET wiring regulations, 17th edition

## STANDARDS

The cable is manufactured and tested according to BS EN50525-3-41

## QUALITY SYSTEM

Designed, manufactured and tested in accordance with ISO9001

# XL -LS HF

BS EN 50525-3-41 - TABLE B.1

450/750 V

XL-LS HF insulated with copper conductor

## TECHNICAL DATA

Cross section	Conductor diameter nom	Thickness of insulation, nom	Outer diameter (D), nom	Weight of cable, nom	Conductor resistance at 20 C, max	Bending radius, min ... at installation round conductor
mm <sup>2</sup>	mm	mm	mm	kg/km	ohm/km	mm
1x1.5	1.55	0.7	2.9	22	12.1	6xD
1x2.5	2.0	0.8	3.6	33	7.41	6xD
1x4	2.5	0.8	4.1	50	4.61	6xD
1x6	3.0	0.8	4.8	70	3.08	6xD
1x10	3.9	1.0	6.0	115	1.83	6xD
1x16	4.8	1.0	7.1	173	1.15	6xD
1x25	6.4	1.2	8.9	267	0.727	6xD
1x35	7.6	1.2	9.5	362	0.524	6xD
1x50	8.8	1.4	11.7	486	0.387	6xD
1x70	10.6	1.4	14.3	686	0.268	6xD
1x95	12.5	1.6	15.6	950	0.193	6xD
1x120	14.0	1.6	17.2	1200	0.153	6xD
1x150	15.6	1.8	19.1	1400	0.124	6xD
1x185	17.5	2.0	21.3	1800	0.0991	6xD
1x240	20.0	2.2	24.3	2400	0.0754	6xD
1x300	22.5	2.4	27.0	3000	0.0601	6xD
1x400	25.5	2.6	30.3	3500	0.0470	6xD
1x500	28.4	2.8	33.7	4100	0.0366	6xD
1x630	32.5	2.8	37.5	6200	0.0283	6xD

Range of temperature Installation, minimum 0 C

Normal operating, maximum 90 C

Short circuits, maximum 160 C up to and including 300 mm<sup>2</sup>

140 C above 300 mm<sup>2</sup>